



Design: Böttcher & Kayser

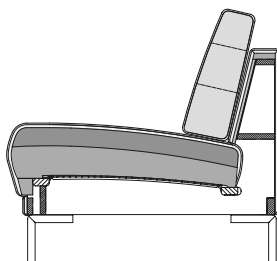
freistil  
133

## PROFILE

## TECHNICAL DESIGN

- Wooden inner frame
- Spring system: nosag spring
- Seat in polyurethane foam “density” 37 kg/m<sup>3</sup>
- Back in polyurethane foam, “density” 28 kg/m<sup>3</sup>
- Loose back cushion, chambered, filled with rhombus-shaped foam rods (80 %) and crimped, siliconised polyester fibres (20 %).
- Standard foot: tubular steel leg, textured paint black RAL 9005

The data of “density” can vary in a range of +/-10%.



## INFORMATION

- Choice of seat height 42, 45 or 48 cm. However seat height 48 cm is only possible with the tubular steel leg, tapered steel leg and tapered foot oak (even sloping conical bases). Please specify on ordering.
- Models can optionally be ordered with piping. Fabric piping in grey or anthracite; faux leather piping in brown-grey or black.
- Each leg on the side of the arm section can either be fixed externally or moved inside by approx. 22 cm. Cannot be applied to the XL-EPT, PB and A-PB.
- Due to its design, this range has a casual upholstery that has a tendency to develop waviness in the surface of the upholstery, and therefore needs more careful maintenance.
- PB models can only be coupled along the narrow side.
- With modular systems, velour covers can lead to different pile alignments and therefore to different shine properties.
- There are more dividing seams in leather covers than in fabric covers. Detailed information about this can be found in the Info section.
- For ergonomic reasons, only the seat area of model ASS-PSZ – not the leg rest – is sprung. So if the leg rest is used as a seat it will feel much firmer.
- ASO and ASS-PSZ models are not designed to be independent. Do not create groups consisting of two ASOs.

## LEG VERSIONS – shifted outwards

Tubular steel leg, textured paint black (standard)



Plastic tubular, matt chrome optics



Leg, polished chrome



Leg, textured black paint



Tapered foot, natural oak H98



Tapered foot, dark brown oak H65



Tapered steel leg, textured black paint



Tubular frame, polished chrome



Sloping conical base, natural oak H98



Sloping conical base, dark brown oak H65



Double round steel leg, textured paint black



Double round steel leg, pearl gold



Skid-square tube, textured paint black



## LEG VERSIONS – shifted inwards (= ER)

Tubular steel leg, textured paint black (standard)



Plastic tubular, matt chrome optics



Leg, polished chrome



Leg, textured black paint



Tapered foot, natural oak H98



Tapered foot, dark brown oak H65



Tapered steel leg, textured black paint



Tubular frame, polished chrome



Sloping conical base, natural oak H98



Sloping conical base, dark brown oak H65



Double round steel leg, textured paint black



Double round steel leg, pearl gold



Skid-square tube, textured paint black





freistil  
133



ASS-PSZ 133/132 le  
ASO 133/175 ri  
(Skid-square tube, textured paint black)



SOB 133/222 ER (leg shifted inwards); with piping  
(Skid-square tube, textured paint black)




SOB 133/222; with piping  
PB 133/92x62  
(Tubular steel leg, textured paint black)

SOFAS freistil 133



Fabric piping grey

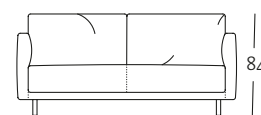


Faux leather piping in brown-grey  
alternatively also in black

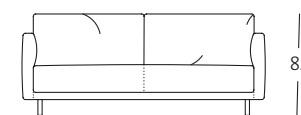
## OVERVIEW OF RANGE

### Front view/Top view

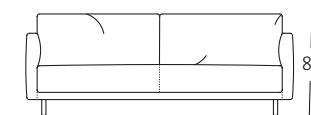
Sofa in widths: 182, 202, 222, 242 cm



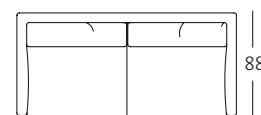
SOB 133/182



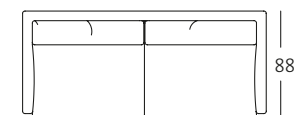
SOB 133/202



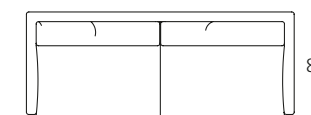
SOB 133/222



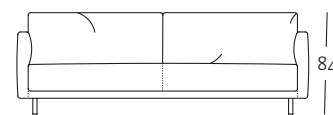
SOB 133/182



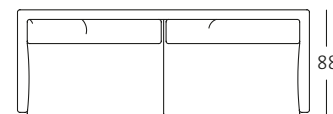
SOB 133/202



SOB 133/222



SOB 133/242



SOB 133/242

freistil 133 SOFAS

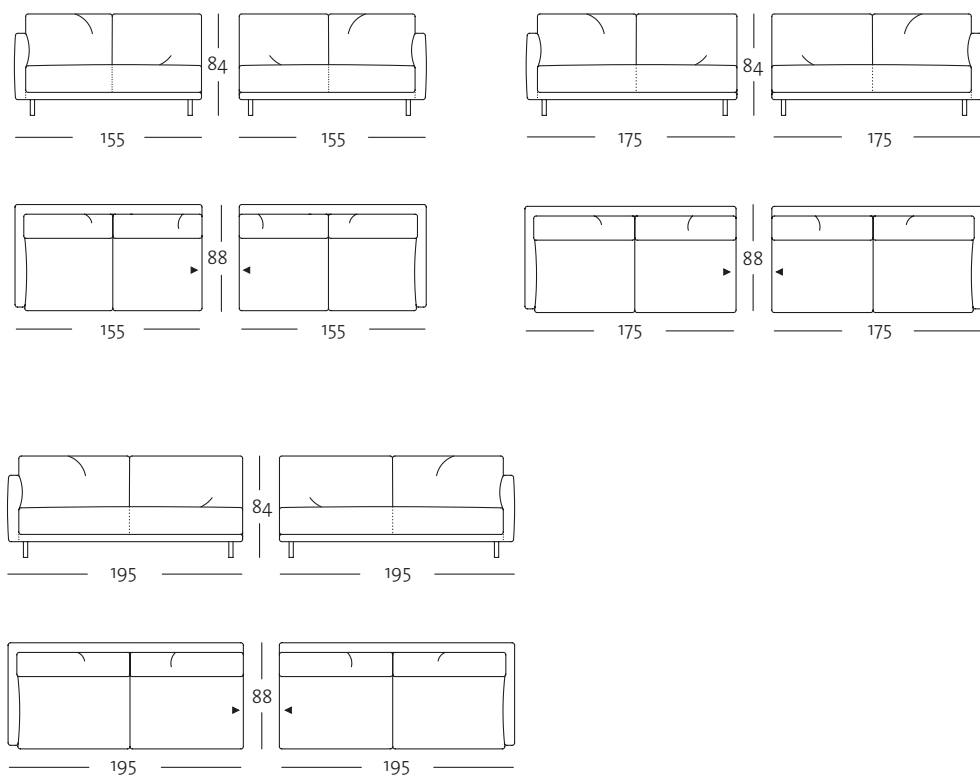


freistil  
133

## OVERVIEW OF RANGE

Front view/Top view

Sectional sofa in widths: 155, 175, 195, 215 cm

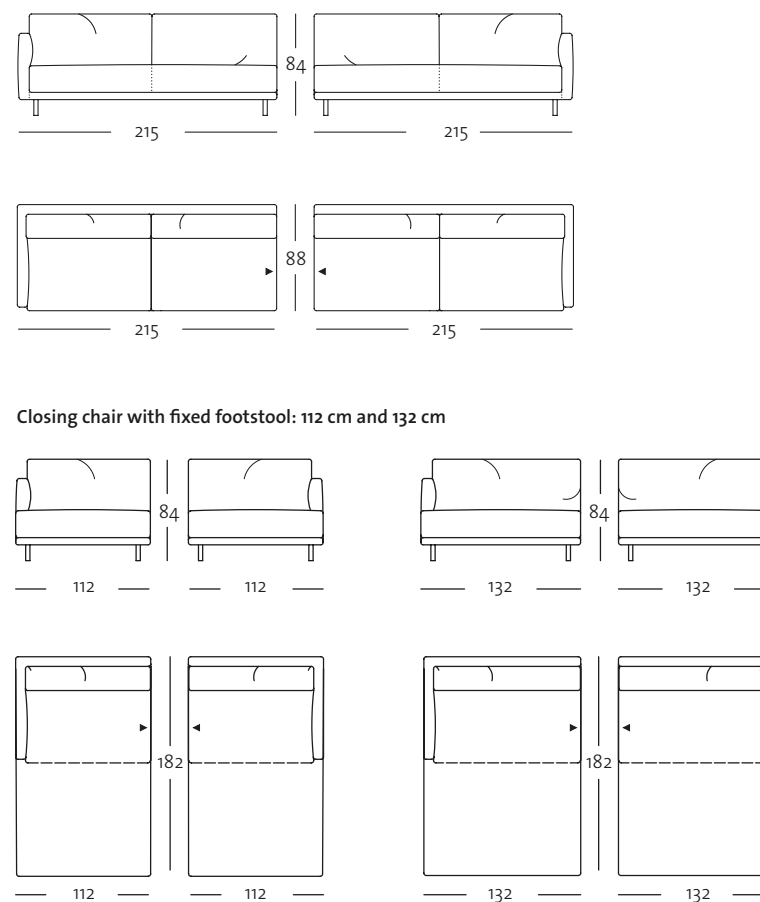


SOFAS freistil 133

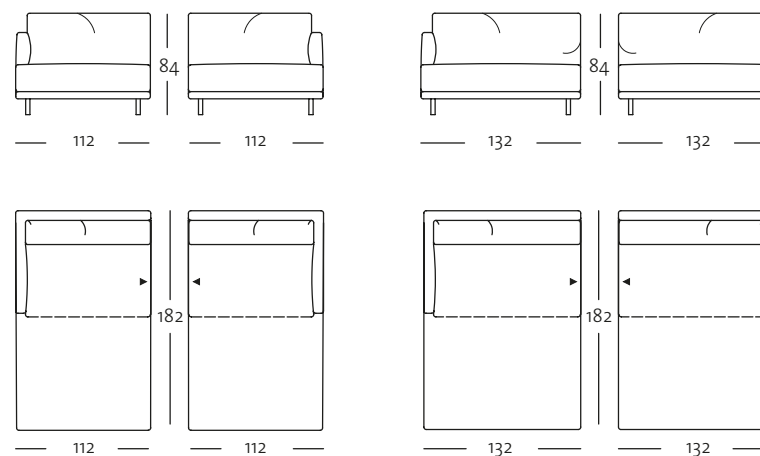
## OVERVIEW OF RANGE

Front view/Top view

Sectional sofa in widths: 155, 175, 195, 215 cm



Closing chair with fixed footstool: 112 cm and 132 cm



freistil 133 SOFAS

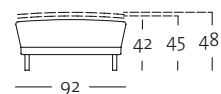


freistil  
133

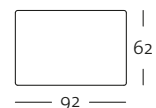
## OVERVIEW OF RANGE

### Front view/Top view

#### Upholstered bench element

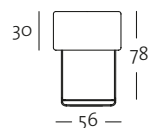


PB 133/92 x 62

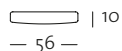


PB 133/92 x 62

#### Headrest

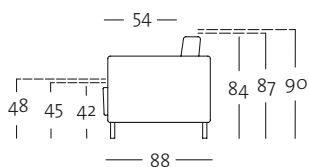


KS 133

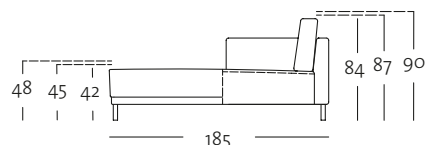


KS 133

### Side view



SOB 133/186



ASS-PSZ 133/132

## EXAMPLES OF COMBINATIONS

Examples of combinations are not shown to scale.

