



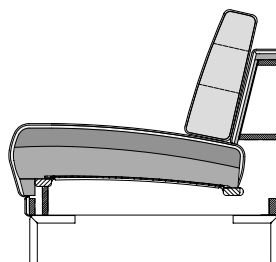
Design: Böttcher & Kayser

freistil
133

PROFILE

TECHNICAL DESIGN

- / Wooden inner frame
 - / Spring system: nosag spring
 - / Seat in polyurethane foam "density" 37 kg/m³
 - / Back in polyurethane foam, "density" 28 kg/m³
 - / Loose back cushion, chambered, filled with rhombus-shaped foam rods (80 %) and crimped, siliconised polyester fibres (20 %).
- The data of "density" can vary in a range of +/-10%.



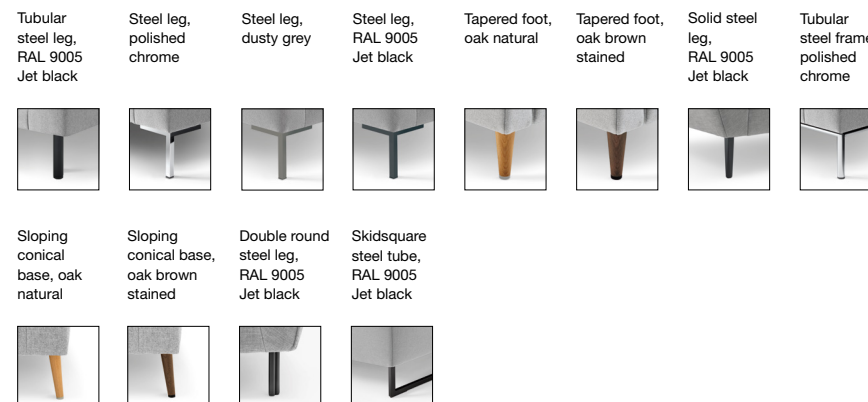
INFORMATION

- / **Choice of seat height 42, 45 or 48 cm. However seat height 48 cm is only possible with the tubular steel leg, tapered steel leg and tapered foot oak (even sloping conical bases). Please specify on ordering.**
- / **Models can optionally be ordered with piping. Fabric piping in grey or anthracite; faux leather piping in brown-grey or black.**
- / **Each leg on the side of the arm section can either be fixed externally or moved inside by approx. 22 cm. Cannot be applied to the XL-EPT, PB and A-PB.**
- / PB models can only be coupled along the narrow side.
- / With modular systems, velour covers can lead to different pile alignments and therefore to different shine properties.
- / There are more dividing seams in leather covers than in fabric covers. Detailed information about this can be found in the Info section.
- / For ergonomic reasons, only the seat area of model ASS-PSZ – not the leg rest – is sprung. So if the leg rest is used as a seat it will feel much firmer.
- / ASO and ASS-PSZ models are not designed to be independent. Do not create groups consisting of two ASOs.

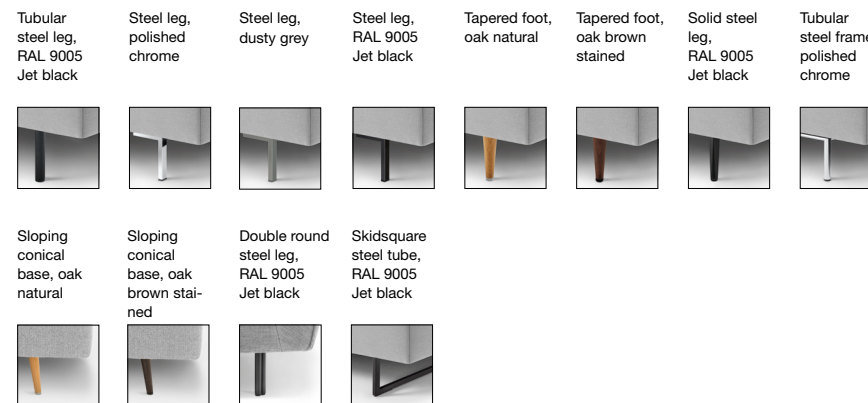


High-quality, casual upholstery that forms waves/leaves indentations that are typical of the material.

LEG VERSIONS – shifted outwards



LEG VERSIONS – shifted inwards (= ER)





ASS-PSZ 133/132 le
ASO 133/175 ri
(Skidsquare steel tube, RAL 9005 Jet black)



SOB 133/222 ER (leg shifted inwards); with piping
(Skidsquare steel tube, RAL 9005 Jet black)

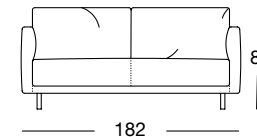


SOB 133/222; with piping
PB 133/92x62
(Tubular steel leg, RAL 9005 Jet black)

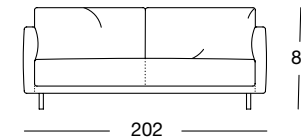
OVERVIEW OF RANGE

Front view/Top view

Sofa in widths: 182, 202, 222, 242 cm



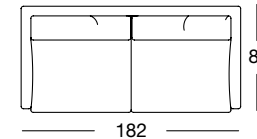
SOB 133/182



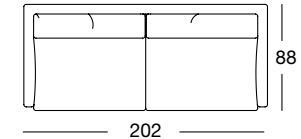
SOB 133/202



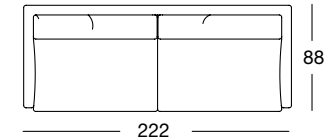
SOB 133/222



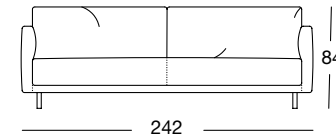
SOB 133/182



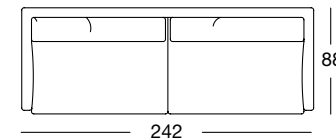
SOB 133/202



SOB 133/222



SOB 133/242



SOB 133/242



Fabric piping grey



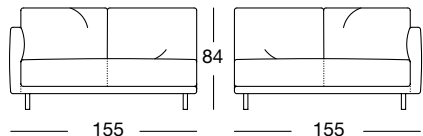
Faux leather piping in brown-grey
alternatively also in black



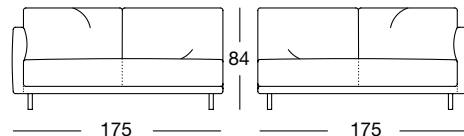
OVERVIEW OF RANGE

Front view/Top view

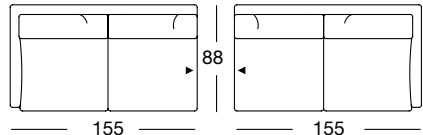
Sectional sofa in widths: 155, 175, 195, 215 cm



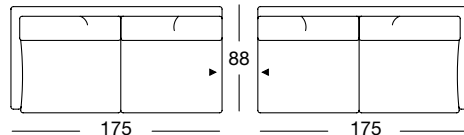
155 155
ASO 133/155 le ASO 133/155 ri



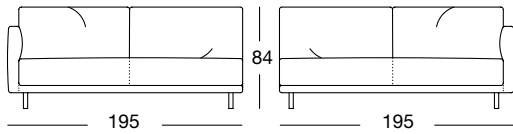
175 175
ASO 133/175 le ASO 133/175 ri



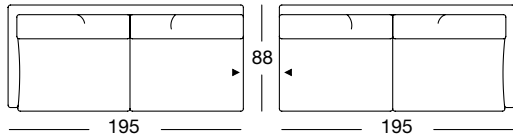
155 155
ASO 133/155 le ASO 133/155 ri



175 175
ASO 133/175 le ASO 133/175 ri



195 195
ASO 133/195 le ASO 133/195 ri

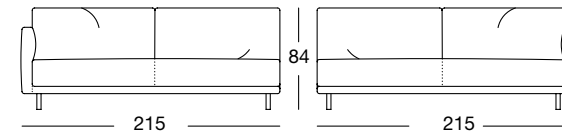


195 195
ASO 133/195 le ASO 133/195 ri

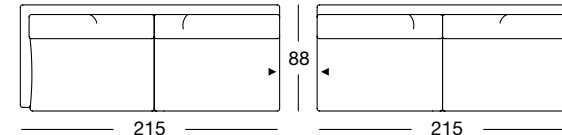
OVERVIEW OF RANGE

Front view/Top view

Sectional sofa in widths: 155, 175, 195, 215 cm

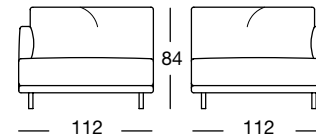


215 215
ASO 133/215 le ASO 133/215 ri

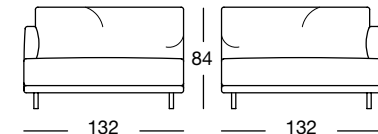


215 215
ASO 133/215 le ASO 133/215 ri

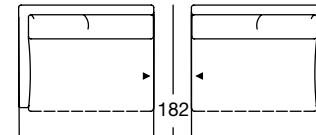
Closing chair with fixed footstool: 112 cm and 132 cm



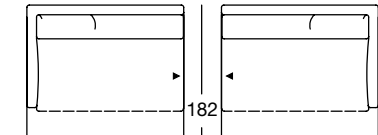
112 112
ASS-PSZ 133/112 le ASS-PSZ 133/112 ri



132 132
ASS-PSZ 133/132 le ASS-PSZ 133/132 ri



112 112
ASS-PSZ 133/112 le ASS-PSZ 133/112 ri



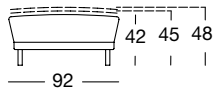
132 132
ASS-PSZ 133/132 le ASS-PSZ 133/132 ri



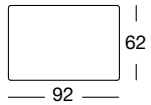
OVERVIEW OF RANGE

Front view/Top view

Upholstered bench element

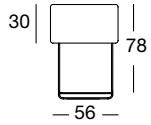


PB 133/92 x 62

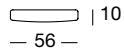


PB 133/92 x 62

Headrest

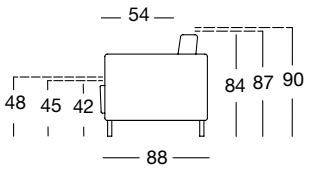


KS 133

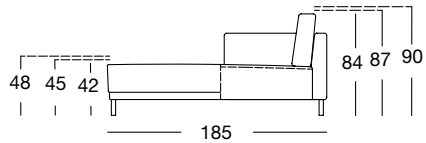


KS 133

Side view



SOB 133/186



ASS-PSZ 133/132

EXAMPLES OF COMBINATIONS

Examples of combinations are not shown to scale.

