



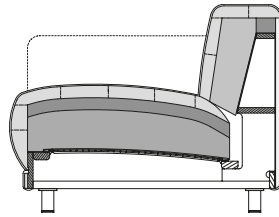
Design: Beck Design

freistil
136

PROFILE

TECHNICAL DESIGN

- Wooden inner frame
 - Spring system: nosag spring
 - Seat in polyurethane foam "density" 37 kg/m³, covered with a pad filled with foam fibre mix
 - Back in polyurethane foam, "density" 30 kg/m³, covered with a pad filled with foam fibre mix
 - Foot: steel single foot, powder coating jet black RAL 9005
- The data of "density" can vary in a range of +/- 10 %.



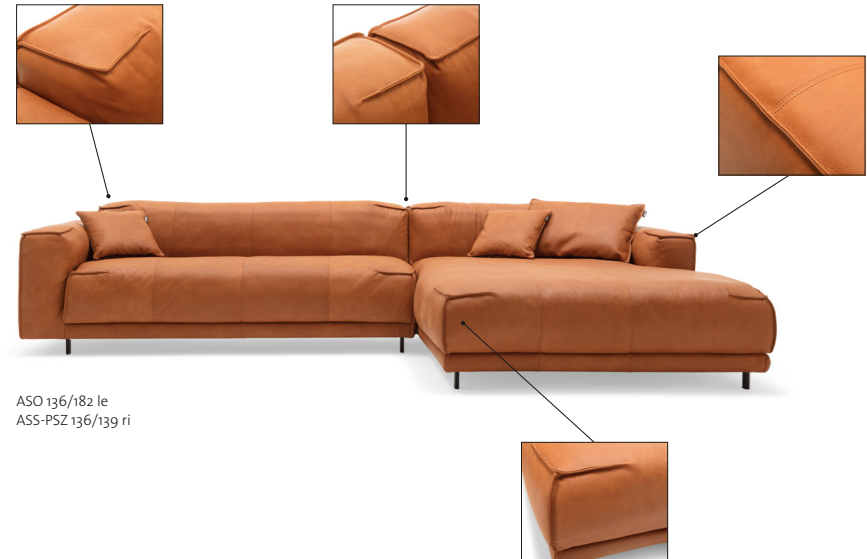
LEG VERSIONS

Steel single
foot,
RAL 9005
Jet black



INFORMATION

- Normal-depth models and over-depth models can be coupled together.
- Ticking chamber webs in the pads can show through to the cover (= characteristic feature of high-grade upholstery pad workmanship).
- The range is only suitable for velour covers to a limited extent. The fell seams and piping can lead to lines in the pile.
- With modular systems, velour covers can lead to different pile alignments and therefore to different shine properties.
- There are more dividing seams in leather covers than in fabric covers. Detailed information about this can be found in the Info section.
- For ergonomic reasons, only the seat area of model ASS-PSZ – not the leg rest – is sprung. So if the leg rest is used as a seat it will feel much firmer.
- Repeat and patterned fabrics cannot be processed with this range.
- The cover material should be particularly soft and have a degree of thickness, due to the special corner stitching. Thin materials (especially fabrics) and materials that are strong along the fibre (leathers in particular) do not produce a harmonious overall appearance.



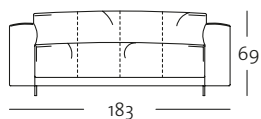
ASO 136/182 le
ASS-PSZ 136/139 ri



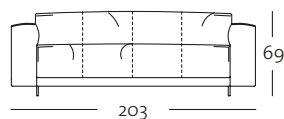
OVERVIEW OF RANGE

Front view/Top view

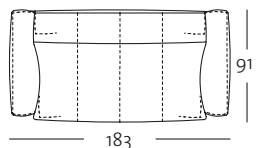
Sofa in widths: 183, 203, 223, 243 cm



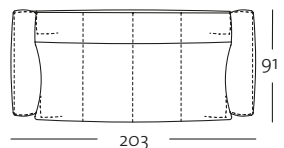
SOB 136/183



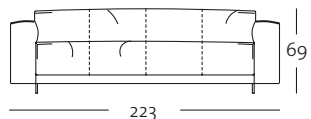
SOB 136/203



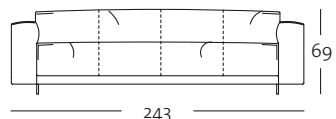
SOB 136/183



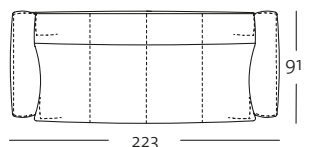
SOB 136/203



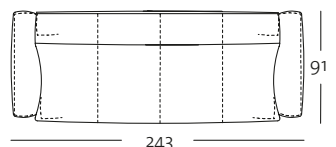
SOB 136/223



SOB 136/243



SOB 136/223

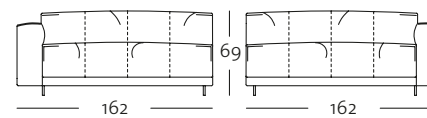


SOB 136/243

OVERVIEW OF RANGE

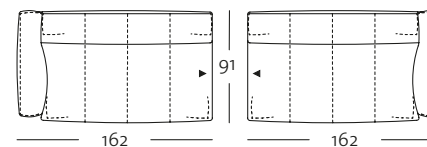
Front view/Top view

Sectional sofa in widths: 162, 182, 202 cm



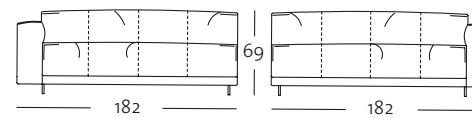
ASO 136/162 le

ASO 136/162 ri



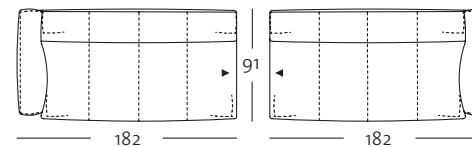
ASO 136/162 le

ASO 136/162 ri



ASO 136/182 le

ASO 136/182 ri



ASO 136/182 le

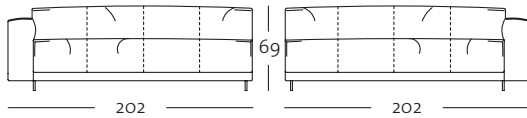
ASO 136/182 ri



OVERVIEW OF RANGE

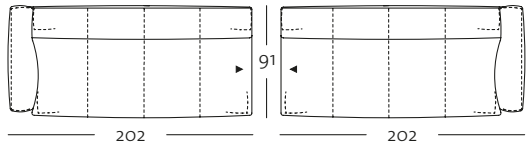
Front view/Top view

Sectional sofa in widths: 162, 182, 202 cm



ASO 136/202 le

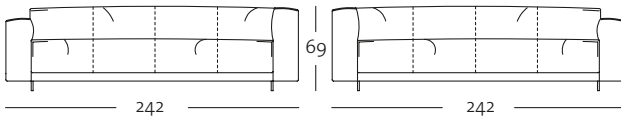
ASO 136/202 ri



ASO 136/202 le

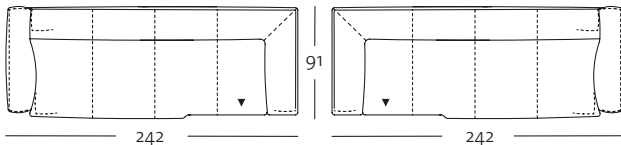
ASO 136/202 ri

Corner sectional sofa: 242 cm



E-ASO 136/242 le

E-ASO 136/242 ri



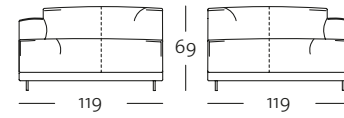
E-ASO 136/242 le

E-ASO 136/242 ri

OVERVIEW OF RANGE

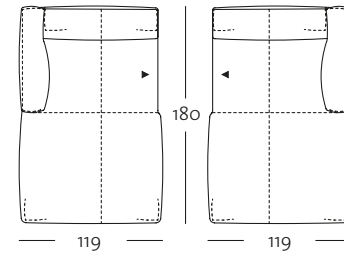
Front view/Top view

Closing chair with fixed footstool: 119 und 139 cm



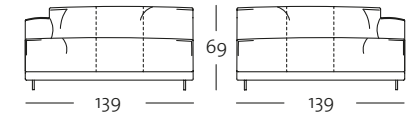
ASS-PSZ 136/119 le

ASS-PSZ 136/119 ri



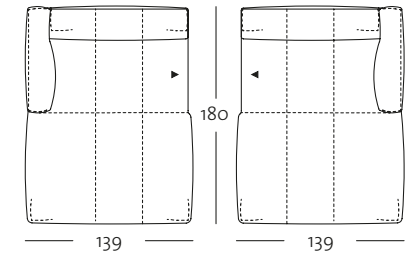
ASS-PSZ 136/119 le

ASS-PSZ 136/119 ri



ASS-PSZ 136/139 le

ASS-PSZ 136/139 ri



ASS-PSZ 136/139 le

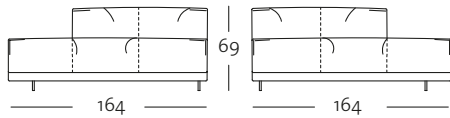
ASS-PSZ 136/139 ri



OVERVIEW OF RANGE

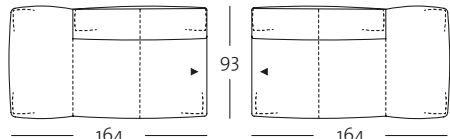
Front view/Top view

Sectional bench with footstool: 164 cm



ARB-PSZ 136/164 le

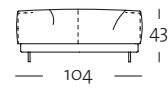
ARB-PSZ 136/164 ri



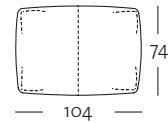
ARB-PSZ 136/164 le

ARB-PSZ 136/164 ri

Footstool: 104 x 74 cm



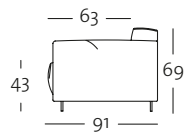
PB 136/104 x 74



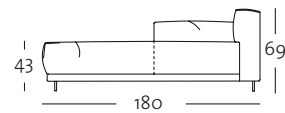
PB 136/104 x 74

Side views

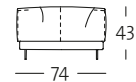
Normal depth



SOB 136/183

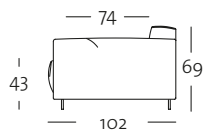


ASS-PSZ 136/119



PB 136/104 x 74

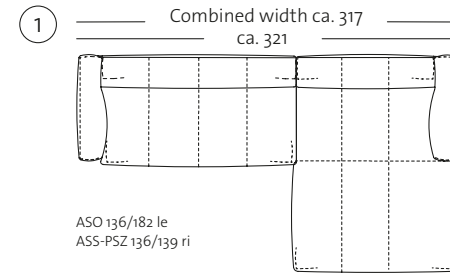
Extra depth



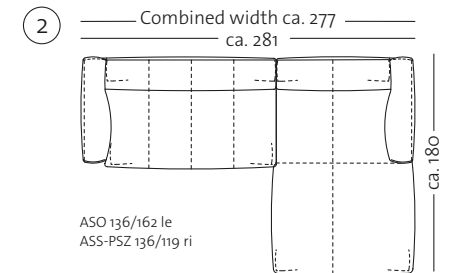
UE-SOB-ASO 136

EXAMPLES OF COMBINATIONS

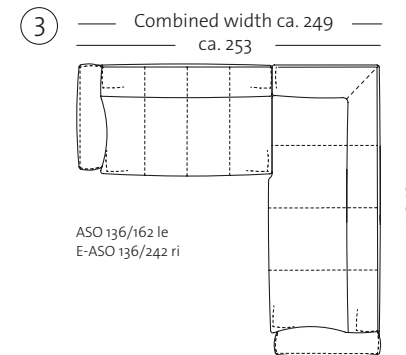
Examples of combinations are not shown to scale.



ASO 136/182 le
ASS-PSZ 136/139 ri



ASO 136/162 le
ASS-PSZ 136/119 ri



ASO 136/162 le
E-ASO 136/242 ri