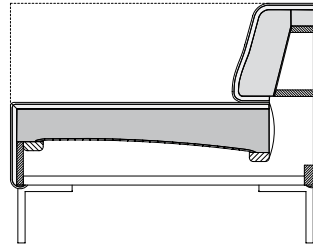




## Profile

## Technical design

- / Wooden inner frame
  - / Spring system: nosag spring
  - / Seat in polyurethane foam, "density" 37 kg/m<sup>3</sup>
  - / Back in polyurethane foam, "density" 28 kg/m<sup>3</sup>
  - / Standard leg: plastic tubular surface with matt chrome optics
- The data of "density" can vary in a range of +/-10%.



## Information

- / **Seat height optionally 37 or 40 cm. Please specify on ordering**
- / Models with different backrest heights **cannot** be linked together
- / A-PB 138 forms a formally closed daybed situation in the case of a corner between K-ASO 160 and K-ASO 180; model cannot be linked, can only be positioned alongside
- / Normal-depth models and extra-depth models can be coupled together
- / Corner groups only of ASOs always consist of models with the same orientation: K-ASO left + K-ASO left, and K-ASO right + K-ASO right
- / RUK-RO is only suitable for the version with low back
- / With modular systems, velour covers can lead to different pile alignments and therefore to different shine properties.

## Leg versions

Plastic tubular, matt chrome optics (standard foot)



Plastic tubular, polished chrome optics



Leg, polished chrome



Leg, textured black paint



Tapered foot, natural oak H98



Tapered foot, dark brown oak H65



Tubular frame, polished chrome



Skid frame, polished chrome



Diagonal leg, polished chrome



Diagonal leg, textured black paint



Sloping conical base, natural oak H98



Sloping conical base, dark brown oak H65





K-ASO 185 / 160 ri (high backrest)  
K-ASO 185 / 140 ri (high backrest)  
(leg, textured black paint)  
(see example ② p. 90)



K-XL-EPT 185 / 140  
K-ASO 185 / 180 ri  
1 x RUK-RO 185  
2 x POK-L 198  
(leg, textured black paint)



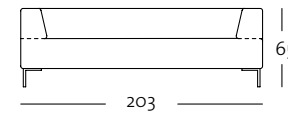
K-ASO 185 / 140 le  
K-ASO 185 / 160 le  
1 x RUK-RO 185  
1 x RUK 198  
1 x POK 198  
(skid frame, polished chrome)  
(see example ② p. 90 mirrored)

Overview of range

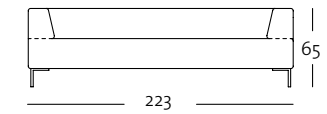
All main structural elements are also available in extra depth (total depth 97 cm) and/or high back (total height 74 cm).

Front view / Top view

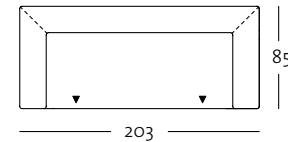
Body-sofa in the width: 203, 223 cm



K-SOB 185 / 203



K-SOB 185 / 223

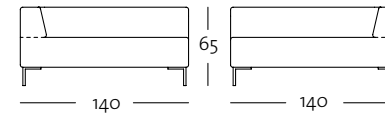


K-SOB 185 / 203



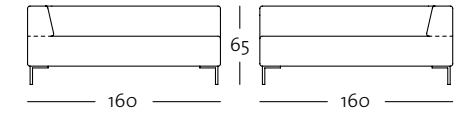
K-SOB 185 / 223

Body of sectional sofa in widths: 140, 160, 180, 200 cm



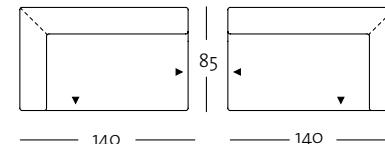
K-ASO 185 / 140 le

K-ASO 185 / 140 ri



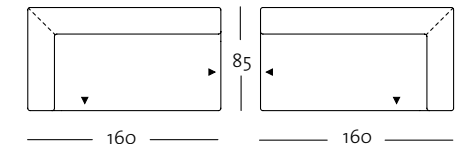
K-ASO 185 / 160 le

K-ASO 185 / 160 ri



K-ASO 185 / 140 le

K-ASO 185 / 140 ri



K-ASO 185 / 160 le

K-ASO 185 / 160 ri

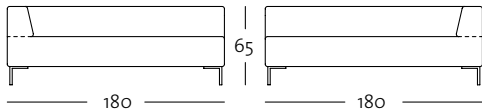


Overview of range

All main structural elements are also available in extra depth (total depth 97 cm) and/or high back (total height 74 cm).

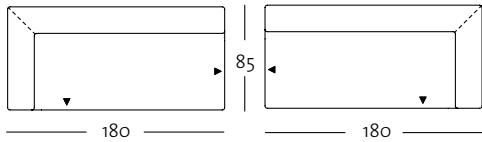
Front view / Top view

Body of sectional sofa in widths: 140, 160, 180, 200 cm



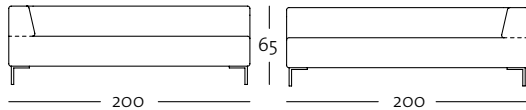
K-ASO 185 / 180 le

K-ASO 185 / 180 ri



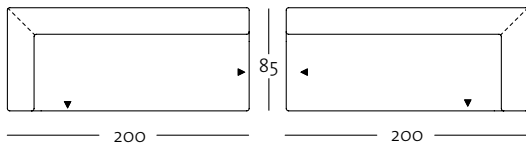
K-ASO 185 / 180 le

K-ASO 185 / 180 ri



K-ASO 185 / 200 le

K-ASO 185 / 200 ri



K-ASO 185 / 200 le

K-ASO 185 / 200 ri

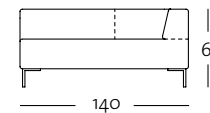
Overview of range

All main structural elements are also available in extra depth (total depth 97 cm) and/or high back (total height 74 cm).

Front view / Top view

Body of corner unit XL in dimensions: 140 x 140 cm

Standard back

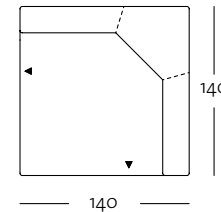


K-XL-EPT 185 / 140

High back

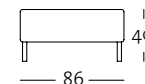


K-H-XL-EPT 185 / 140

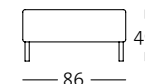


K-(H)-XL-EPT 185 / 140


Upholstered bench element: 86 x 86 cm or 86 x 97 (extra depth)



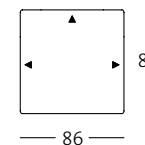
PB 185 / 86



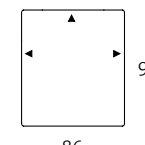
PB 185 / 86 (extra depth)




A-PB 185 / 138



PB 185 / 86



PB 185 / 86 (extra depth)



A-PB 185 / 138

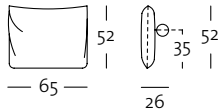


## Overview of range

All main structural elements are also available in extra depth (total depth 97 cm) and/or high back (total height 74 cm).

### Front view / Top view

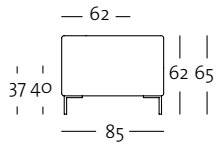
Backrest cushion with roll  
(not suitable for high back): 65 x 52 cm



RUK-RO 185

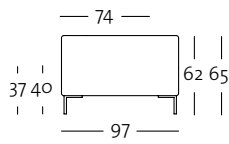
### Side view

Normal depth



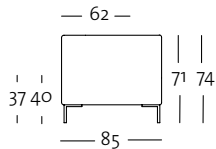
K-SOB 185  
K-ASO 185

Extra depth



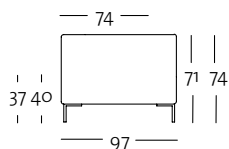
K-SOB 185 (extra depth)  
K-ASO 185 (extra depth)

Normal depth (high back)



K-H-SOB 185  
K-H-ASO 185

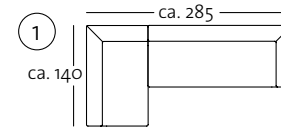
Extra depth (high back)



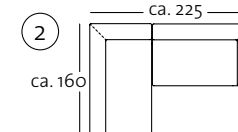
K-H-SOB 185 (extra depth)  
K-H-ASO 185 (extra depth)

## Examples of combinations

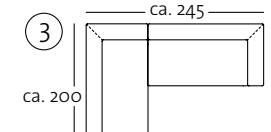
Examples of combinations are not shown to scale.



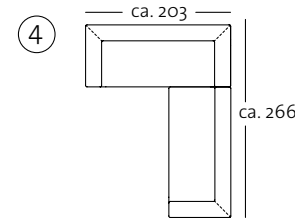
K-ASO 185 / 140 ri  
K-ASO 185 / 200 ri



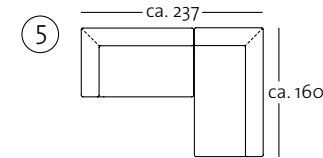
K-ASO 185 / 160 ri  
K-ASO 185 / 140 ri



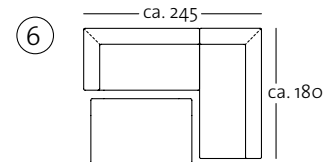
K-ASO 185 / 200 ri  
K-ASO 185 / 160 ri



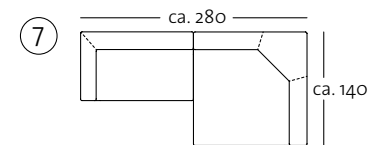
K-H-SOB 185 / 203  
K-H-ASO 185 / 180 ri



K-Ü-ASO 185 / 140 le (extra depth)  
K-Ü-ASO 185 / 160 le (extra depth)



K-ASO 185 / 160 le  
K-ASO 185 / 180 le  
A-PB 185 / 138



K-ASO 185 / 140 le  
K-XL-EPT 185 / 140