



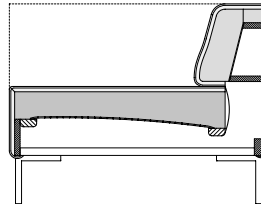
Design: freistil Design-Team

freistil
185

PROFILE

TECHNICAL DESIGN

- / Wooden inner frame
 - / Spring system: nosag spring
 - / Seat in polyurethane foam, "density" 37 kg/m³
 - / Back in polyurethane foam, "density" 28 kg/m³
- The data of "density" can vary in a range of +/- 10%.




INFORMATION

- / **Choice of seat height 37, 40 or 43 cm. However seat height 43 cm is only possible with the tubular steel leg, tapered steel leg and tapered foot oak (even sloping conical bases). Please specify on ordering.**
- / **The legs can be positioned either slightly inwards or directly at the corner in this range. If you would like them positioned slightly inwards, please specify this when placing your order.**
- / Models with different backrest heights cannot be linked together.
- / A-PB 138 forms a formally closed daybed situation in the case of a corner between ASO 160 and ASO 180. Model cannot be linked, is only positioned alongside.
- / Corner groups only of ASOs always consist of models with the same orientation: K-ASO left + K-ASO left, and K-ASO right + K-ASO right.
- / With modular systems, velour covers can lead to different pile alignments and therefore to different shine properties.
- / There are more dividing seams in leather covers than in fabric covers. Detailed information about this can be found in the Info section.
- / In the case of groupings with different seat depths, their sitting comfort will change differently over time as a result of use: a narrower seat depth remains firmer; a wider seat depth becomes softer.
- / Each leg on the side of the arm section can either be fixed externally or moved inside by approx. 22 cm. Cannot be applied to the ASS-PSZ and PB.


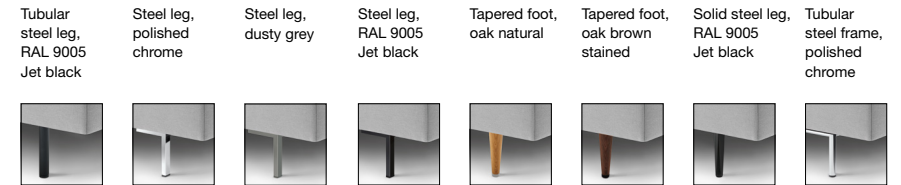


High-quality, casual upholstery that forms waves/leaves indentations that are typical of the material.

LEG VERSIONS – shifted outwards



LEG VERSIONS – shifted inwards (= ER)





Design: freistil Design-Team

freistil
185



K-SOB 185/223 ER (leg shifted inwards)
PB 86 x 54
2 x BI-RUK 60 x 40
(Skid-square tube, RAL 9005 Jet black)



K-ASO 185/160 li
K-ASO 185/140 li
(Steel leg, dusty grey)

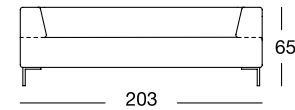


K-Ü-ASO 185/200 le ER (leg shifted inwards)
K-ASO 185/160 le ER (leg shifted inwards)
3 x BI-RUK 60 x 40
1 x BI-RUK 144/63 x 43
(Skid-square tube, RAL 9005 Jet black)

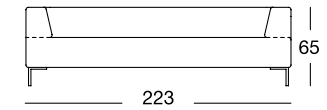
OVERVIEW OF RANGE

Front view/Top view

Body-sofa in the width: 203, 223 cm



K-SOB 185/203



K-SOB 185/223

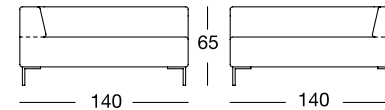


K-SOB 185/203

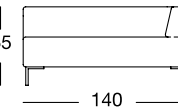


K-SOB 185/223

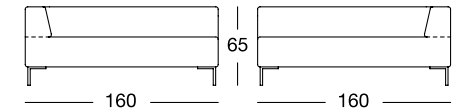
Body of sectional sofa in widths: 140, 160, 180, 200 cm



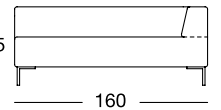
K-ASO 185/140
le



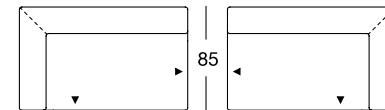
K-ASO 185/140 ri



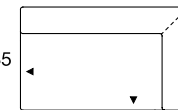
K-ASO 185/160 le



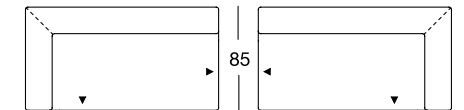
K-ASO 185/160 ri



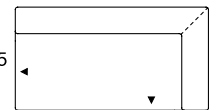
K-ASO 185/140
le



K-ASO 185/140 ri



K-ASO 185/160
le



K-ASO 185/160 ri



Design: freistil Design-Team

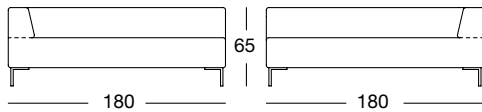
freistil
185

OVERVIEW OF RANGE

All main structural elements are also available in extra depth (total depth 97 cm).

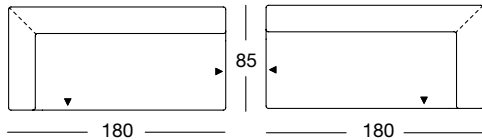
Front view/Top view

Body of sectional sofa in widths: 140, 160, 180, 200 cm



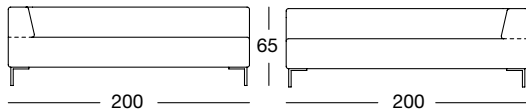
K-ASO 185/180 le

K-ASO 185/180 ri



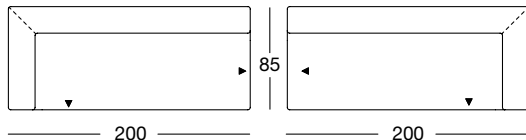
K-ASO 185/180 le

K-ASO 185/180 ri



K-ASO 185/200 le

K-ASO 185/200 ri



K-ASO 185/200 le

K-ASO 185/200 ri

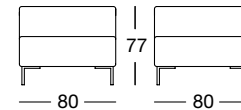
SOFA freistil 185

OVERVIEW OF RANGE

All main structural elements are also available in extra depth (total depth 97 cm).

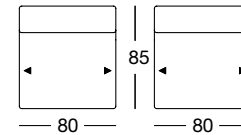
Front view/Top view

Body-sectional chair: 80 cm



K-ASE 185/80 le

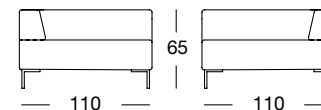
K-ASE 185/80 ri



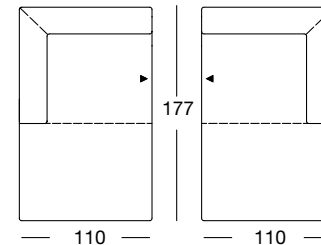
K-ASE 185/80 le

K-ASE 185/80 ri

Body-closing chair with fixed footstool
extra depth 110 x 177 cm

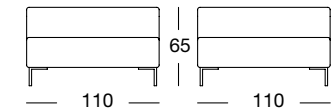


K-UE-ASS-PSZ 185/110 le K-UE-ASS-PSZ
185/110 ri



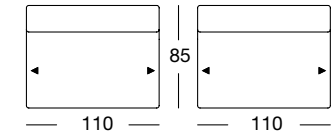
K-UE-ASS-PSZ 185/110 le K-UE-ASS-PSZ
185/110 ri

Body-sectional bench: 110 cm



K-ARB 185/110 le

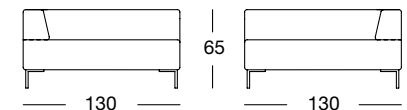
K-ARB 185/110 ri



K-ARB 185/110 le

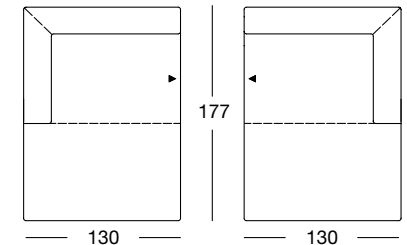
K-ARB 185/110 ri

Body-closing chair with fixed footstool
extra depth 130 x 177 cm



K-UE-ASS-PSZ 185/130 le

K-UE-ASS-PSZ
185/130 ri



K-UE-ASS-PSZ 185/130 le

K-UE-ASS-PSZ 185/130 ri



Design: freistil Design-Team

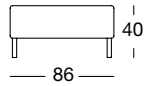
freistil
185

OVERVIEW OF RANGE

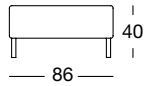
All main structural elements are also available in extra depth (total depth 97 cm).

Front view/Top view

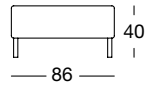
Upholstered bench element: 86 x 54 cm, 86 x 86 cm or 86 x 97 cm (extra depth)



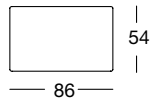
PB 185/86 x 54



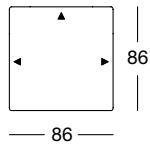
PB 185/86 x 86



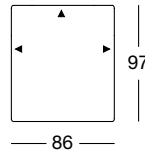
PB 185/86 x 97 (extra depth)



PB 185/86 x 54



PB 185/86 x 86



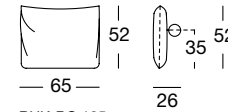
PB 185/86 x 97 (extra depth)

OVERVIEW OF RANGE

All main structural elements are also available in extra depth (total depth 97 cm).

Front view/Top view

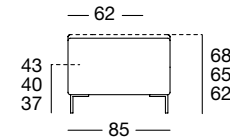
Backrest cushion with roll (not suitable for high back): 65 x 52 cm



RUK-RO 185

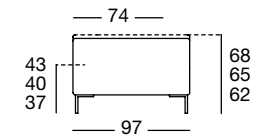
Side view

Normal depth

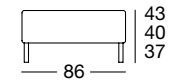


K-SOB 185
K-ASO 185

Extra depth

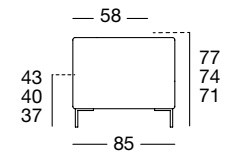


K-SOB 185 (extra depth)
K-ASO 185 (extra depth)



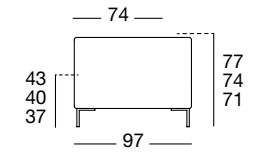
PB 185/86 x 54

Normal depth (high back)



K-H-SOB 185
K-H-ASO 185

Extra depth (high back)



K-H-SOB 185 (extra depth)
K-H-ASO 185 (extra depth)

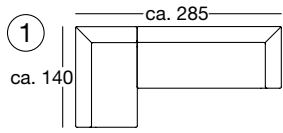


Design: freistil Design-Team

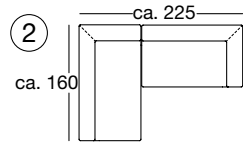
freistil 185

EXAMPLES OF COMBINATIONS

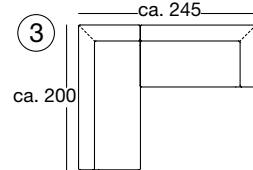
Examples of combinations are not shown to scale.



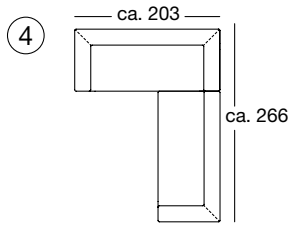
K-ASO 185/140 ri
K-ASO 185/200 ri



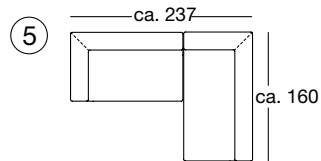
K-ASO 185/160 ri
K-ASO 185/140 ri



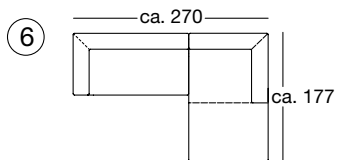
K-ASO 185/200 ri
K-ASO 185/160 ri



K-H-SOB 185/203
K-H-ASO 185/180 ri



K-Ü-ASO 185/140 le (extra depth)
K-Ü-ASO 185/160 le (extra depth)



K-ASO 185/160 le
K-ASS-PSZ 185/110
ri